



Creative solutions with the Big Mill System!

Logosol and the Big Mill System was the answer to Kevin MacQueen's problem. Today he's running a small woodturning business on the Island of Lewis.

With Logosol's well thought-out sawing system Big Mill, he can adapt the sawing equipment to his particular needs!

Page 3



The Timberjig is the heart of the Big Mill System.



The size doesn't matter!

"It is knowledge, and not the size of the planer/moulder, that makes good mouldings," Paul Planekev says. He hopes that young people will tread the path of wood processing. This knowledge will also be useful in the future.

Page 7



The building of a Church Boat

The ice of Lake Lockne in Sweden was sawing site when a church boat of a 19th century model was built.

Page 6



LAND AHOY!

After 43 days without any sign of land, we suddenly heard the shout from the crow's nest: 'Land Ahoy!!'

During the three-month sail from South Africa to Australia, Olle Brodin was Logosol's representative on board the East Indiaman Götheborg.

Page 3



A Logosol sawmill in the jungle!

This Logosol Sawmill is cutting coconut palms and Casuarina trees on Taj Denis Island, one of the most remote islands of the Seychelles.

Page 2



The scent from sawing awakes childhood memories

Finn Andersen is not surprised that so many people find the scent from sawing positive. "The scent of fresh cut wood awakes childhood memories and creates a sense of security," Finn Andersen says.

Page 5

Sharpen the Chain Correctly!
Last page

Try out Water Cooled Bar!
Last page

Modern Builders can Learn from the Vikings!
Page 4-5

Hello friends of Logosol!

I have just returned from an exhausting but rewarding week in Warwickshire where we exhibited at the APF International Forest Machinery Demonstration.

The response to all the Logosol products was very encouraging. There was such a wide spectrum of interest ranging from tree surgeons who hate logging prime hardwoods into firewood, to farmers looking to become self sufficient in fencing and building timbers from their copses and shelterbelts, and to bandmill owners who could double the value of their rough planks by moulding them into floor boards and panelling.

It was significant that I found all the logs we needed to produce top quality ash and larch boards from the M7 sawmill and PH260 planer from the stacks that had been allocated for demonstrating woodchippers and firewood machinery.

We welcome the huge surge of interest in biomass energy, but at Logosol our mission is to show you the amazing range of things you can do with wood other than burning it!

William Dobie,
Logosol UK



Found the Logosol Sawmill in the Middle of the Rain Forest!

On Taj Denis Island, one of the most remote islands of the Seychelles, the Logosol Sawmill is cutting coconut palms and Casuarina trees.

"This fantastic little sawmill has really revolutionized our island economy," one of the guides tells John Nevado, a rose cultivator from Ecuador.

Johan Nevado was really surprised when he ran across a Logosol M7 in the middle of the rain forest. To get to Taj Denis Island you have to go by air in a small Cessna plane or take a lift with the supply boat that comes to the island once a month.

Nevado, who already knew about Logosol, was on a long trip when he stopped off on Taj Denis Island.

"We were there for two days, and walked in the rain forest-like vegetation on this island, which only has one hotel. When we came to the most outlying areas, I asked our guide how they cut the coconut palms and the Casuarina trees so nicely, and he began telling me about the fantastic sawmill. Right in the middle of his sentence I said "Logosol", and we both laughed!

"Then we went to look at the sawmill, and he said that several people from the other 115 islands had been there to look at the wonder sawmill and they had become interested," John Nevado says.

Perhaps we will hear more about the Logosol Sawmill on the Seychelles! *



John Nevado with "the fantastic little sawmill" on Taj Denis Island.



Kevin MacQueen creates wood turned bowls, inlaid and carved plaques.



18 year old Kevin MacQueen runs his own business.

Started a business *with the Big Mill System*

On the Island of Lewis 30 miles off the north west coast of Scotland, just on the outskirts of the main town of Stornoway is a small woodturning business called CROFT TURNINGS. It is owned and run by 18 year old Kevin MacQueen.

Woodturning was a hobby for Kevin initiated at the age of 15. Living on an island has the drawback of expensive carriage and P&P to the Island and in some instances this could be up to 60% for his wooden blanks. Kevin was aware of many craftsmen, self employed builders and small furniture makers on the island that could utilise locally sourced timber and therefore reduce the cost of their base product.

The idea grew and from the 2004 storms that battered the Island there were many trees down which neighbours and friends offered to Kevin if they were of any use to him.

So he had the trees but how did he mill them? After much searching through the magazines and surfing the Internet, he found Logosol UK. Why choose Logosol? Well he had a limited budget, it had to be mobile, it had to be simple but effective to use. Finally the accessories offered to use with the chainsaw motor and the Big Mill system would allow him to develop the business gradually.

He contacted Logosol UK and first point of contact was Ruth who was helpful, knowledgeable and understanding. On her recommendation the Big Mill System was purchased and Croft Turnings has developed from there.

Kevin started milling the logs available to him and stacking them to allow air drying, He has now also purchased a small wooddrying Kiln

to hasten this process and will continue to progress and develop this side of the business.

Logosol and the Big Mill System has enabled Kevin to ensure a firm foundation to progress and develop his business. It has allowed him to realise the full potential for a small wood processing business to develop and allow him to access and supply a cost effective service.

Kevin's ultimate aim is to build a substantial workshop, drying shed and small retail shop in a log cabin style of building thereafter developing to supply other woodturners and craftsmen with wooden blanks, mouldings for architraves and any other timber requirements they may have - all possible with the accessories available to him through Logosol.

Logosol UK and Ruth are always just a phone call away for advice and support. The pictures show Kevin utilising timber from the tree to his end product of wood turned bowls, inlaid and carved plaques.

If you require any further information Kevin can be contacted at Kevin_macqueen@hotmail.com *

We have finally arrived!

On ordinary days Olle Brodin is a Logosol Sawmill owner. During this spring and summer he has been Logosol's special correspondent on board the East Indiaman Götheborg - one of the biggest objects ever built with the help of Logosol Sawmills.

The East Indiaman Götheborg is one of the most spectacular building projects in Sweden for ages. The 58.5 m (192 ft) long, and 1150 ton (23000 cwt) heavy ship is supported by ribs sawn on modified Logosol Sawmills.

The second of October 2005 the East Indiaman Götheborg sailed away on her



two-year trip to China. During the three-month sail from South Africa to Australia, Olle Brodin was Logosol's representative on board. You can read his reports on Götheborg's escapades on the Indian Ocean at www.logosol.co.uk



We wrote about the East Indiaman Götheborg in the latest issue of Fresh Cut. You can read more about the project at www.soic.se

Modern Builders Have Much to Learn

The Vikings' homes were comfortable and warm, even in the depth of winter. Jörgen Johansson is convinced that this is true. He is the overseer of the Ale Viking Age project, a project with the aim of recreating a king's manor from the Viking Age.

By Janne Näsström

It all began in 1933, when a farmer discovered something in the clay banks of the Göta River in Ale Municipality in Sweden. The find was the remains of a 16 meter (52 ft) long Viking Age ship, a so-called knarr from around 930. Today, the wreck is exhibited at the City Museum of Gothenburg.

In the early 1990s a group of enthusiasts began reconstructing a model of the ship. When the model was made, the idea arose of building a full-scale knarr. The Viking Age Ships Association was established, with Jörgen as one of the founders. The ship was built with the help of a Logosol Sawmill. Two years later, in April 1994, the finished result was put to sea and named Vidfamne.

"This is one of the two real Viking ships we have in Sweden," Jörgen says proudly.

Fantastic constructors

A proper ship is at least twelve meters (39 ft) long and four meters (13 ft) wide. Vidfamne comes up to this by a wide margin. Since then she has sailed long distances, along the Swedish west coast and to both Denmark and Norway. But so far she has not been able to reach the Shetland Islands, in spite of three attempts. The wind has sometimes been too weak and sometimes too strong, but one day she will cross the sea.

"The Vikings were fantastic constructors and aerodynamicists," Jörgen states, and he describes Vidfamne as a ship that is exceedingly seaworthy and easily sailed.

.....
"We want to show how the wealthy of the Viking Age lived. This will be a farmstead where the King or one of his closest men lived."
.....

Jörgen Johansson

The Association has built another ship, the coaster Starkodder, which was launched in 1996. In addition, the association has been awarded custody of a Norwegian 'ranværing' that was built in 1934 as a gift for the then Crown Prince Olav.

The association is based in Gothenburg, but has established a close contact with Vidfamnes historical home port, Äskeskär in Ale Municipality. Over the years, the idea of recreating more of the Viking Age environment grew. Eventually, the financing for starting the project Viking Age could be arranged. Researchers were engaged in the project, among them the archaeologist and constructor Jochen Komber at the Archaeological Museum in Stavanger, Norway. The aim was to build an authentic Viking village and, in the course of the building process, examine the building methods of the Viking Age.

The inspiration came from the remains of a Viking Age farmstead that has been excavated in Tissö in Jutland, Denmark. In those days the sea was something that connected people. Therefore, one can assume – for very good reasons – that Denmark and the Swedish west



coast had a lot in common.

"We want to show how the wealthy of the Viking Age lived. This will be a farmstead where the King or one of his closest men lived," Jörgen explains.

The poverty of the common people has been described in other projects. The King's men lived considerably more comfortably, and they probably did not have to be cold in the winter.

The name of the site of the Viking village is Häljered. It is situated near the spot where the prototype of Vidfamne was found. The entire farmstead from Tissö will be reconstructed. It will consist of eight houses, of which the biggest is a guildhall with the outside measurements 35x11 meters (115x36 ft). The building project extends until year 2017.

Warm and comfortable

The first house, a dwelling house for about 20 people, will soon be ready. It is 16.5 meters (54 ft) long and 7 meters (23 ft) wide. It has convex walls on the long sides, like a boat, and a rounded shingled roof. The shape probably has aerodynamic reasons.

"In the middle of the house there is an open hearth. We believe that the wind created an underpressure, which lifted the shingles so that the smoke could come out. To be on the safe side, we are also building two smoke vents, one in each gable," Jörgen says.



Only the widest boards are good enough for a Viking king. Jörgen Johansson is measuring the width by hand. The board is more than one foot wide.

from the Vikings



The Viking village is built on the Danish model. A house for a king or one of his closest men. The house has a well thought-out shape with its dome-shaped walls and roof. It gives the house good ventilation and takes out the smoke from the hearth without the house having a chimney.

The finds in Tissö show that in those days the houses of the rich had double outer walls. The new house has standing planks as outer walls, almost like Norwegian stave churches, and timber framing as interior walls. Between the walls there is a 10 cm (4") wide air gap. During the coming winters the insulating capacity will be tested, both without and with some form of insulation, e.g. moss.

"I'm convinced that the Vikings' homes were warm and comfortable, even in the bitter cold winter," Jörgen says.

The Vikings also had windows. They were small, but still windproof, light inlets. Instead of glass, they used mica, which can be obtained in sheets as big as one square decimetre (16 sq. inches). The mica sheets are not as clear as glass, but they let in the light.

Unique roof ridge

The house is built without using nails. Instead, the house is kept together by different smart wooden constructions. The Vikings had access to iron,

but it was needed for more important things, primarily weapons. But the group behind the Viking project has not been completely faithful to the original. When it has not been decisive for the final result, modern machines have been utilized. The Viking Ships Association's Logosol Sawmill has been used for cutting the thick and 16 metres (52 ft) long beam that serves as roof ridge. The sawmill will also be used for cutting up some oaks, which will then be refined into pieces of furniture and decoration.

"We cut the beam into several sections, in order to be able to lift it up. The Logosol Sawmill was the only alternative since the beam has such an advanced shape," Jörgen states.

The Viking farmstead project is so extensive that there is not space enough to cover the entire project in Fresh Cut. Instead we recommend you to visit the website of the project: www.alevikingatid.nu (also available in English). The Viking Age Ships Association's web address is go.to/vidfamne. *



Finn Andersen is not surprised that so many people find the scent from sawing positive.

Do You Love the Scent of Freshly Cut Wood?

"Love is more about scents than anything else," Finn Andersen says. He is not surprised that so many people find the scent from sawing positive.

The name of Finn Andersen's company in Sweden is Naturkosmetikkompagniet Crearome (translated: The Nature Cosmetic Company Crearome) and he works in the field of essential oils, both as raw material for industry and for manufacturing the company's own skin and hair products. Essential oils are found in trees, plants and herbs, and they have many qualities besides their scents.

"Juniper oil contains substances that have strong bactericidal qualities," Finn exemplifies.

In other words, it would be a good idea to make butter knives of juniper. The risk of bacteria growth is less compared to the growth on steel knives.

Nevertheless, scent holds a unique position, not only by the pleasure it can give, but also by the processes it starts in the brain and the body. Some reactions are from physical causes, others emanate from awoken memories.

"Every one who has taken a walk in a pine forest a warm summer's day, has experienced that the air is easy to breathe, you are put in a good mood and become clear in thought. This is, to a certain extent, due to essential oils that evaporate from trees and other plants," Finn says.

If you are sawing a pine tree with your Logosol Sawmill on a warm spring day, you are exposed to these essential oils. So, your experience of becoming happy by sawing timber is not a figment of the imagination.

"I also assume that the scent of fresh cut wood awakes childhood memories and creates a sense of security."

Finn has a past career as a cook, and he knows that good food is more about scent than taste. We can only perceive five tastes, but when it comes to scents we can perceive 10000. The only thing that distinguishes nettles from herbs is that the latter contain essential oils. In many cases herbs have medical qualities.

"Caraway reduces wind production when you have eaten pea soup," Finn states.

But we return to the positive effects of the scent from wood being sawn. Scents have an effect on the older part of the brain, and the effect goes, so to speak, right into the heart. We become hopelessly captured by the feeling the scent provokes. The American scientists Richard Axel and Linda B. Buck have gained new knowledge about the function and great importance of the sense of smell. For this work they were awarded the Nobel Prize in medicine in 2004. *

Last winter there were festivities on the ice on Lake Lockne in Jämtland, Sweden. People gathered on the lake to take part in the cutting of 10 metre (33 ft) long pines. The timber was to be used for building a big church boat. But the event almost ended in disaster.

By Janne Näsström



Unique Lake Was Sawing Site for Tourist Project

The sawing was organized by the Lockne Folklore Association, which runs a comprehensive tourist project in which the Logosol Sawmill plays an important part.

The first step was the building of a church boat of a 19th century model. The boat is 14.6 metres (48 ft) long with room for 16 oarsmen, the mate and about 10 passengers.

A boat of this size requires long boards for the planking. In Jämtland there are plenty of lofty pines, but the problem was to slice up the 10 metre long logs.

A Sawmill warmed up by the sun

The Logosol Sawmiller Arne Eriksson, active in the Folklore Association, had the solution. He borrowed another Logosol Sawmill. The sawmills were coupled together on the ice of Lake Lockne.

It started out well. The first day the temperature was -16°C (3°F), and the ice was lying like a newly poured and polished concrete floor. The sawmill was loaded with one of the giant logs before the party said good night to each other. The next day the weather changed and now the temperature was 12°C (53°F).

The sun's rays warmed the Logosol Sawmills and some of the sawmill legs cut down into the ice like a heated knife cutting through butter. The other sawmill legs were standing on boards, thus keeping their position. The result was that the whole sawmill warped.

But the Logosol Sawmill was able to stand up to this rough treatment. As a precaution, one of the guide rails was replaced and then boards were placed under all the legs of the sawmill.

"Never set up the Logosol Sawmill direct on the ice," is Arne's advice after this incident.

Timber carried away on snowmobiles

After this the sawing went off fine, and the timber was carried away on snowmobiles to a planer shop where the planking was prepared. According to Arne, all those involved in the project were really satisfied with the result.

The boat was built by Sören Classon and Melker Halvarsson from Hackås Timber Service in Sweden. The result looks like a new piece of furniture, clear varnished and dazzling. On the Swedish National Day, the boat

was put to sea in the same lake on the ice of which the boards were cut.

Now, the building of a 18 metre (59 ft) long boathouse is in progress. After that the restoration of 18 church stables follows and, in addition, the building of a museum, a pier and several houses around the lake where oarsmen and passengers can rest and stay overnight.

Unique crater lake

The aim is to make the unique Lake Lockne a tourist attraction.

"It is a unique crater lake, created by a big meteorite impact," Harald Olsson, President of the Folklore Association, says.

The water is crystal clear with a high calcium level. Lake Lockne is perhaps the most calcareous lake in Sweden. This makes the lake highly self cleaning, which, in turn, contributes to the abundance of fish, for instance salmon trout, grayling and white fish.

This entire project started on a cold winter's day on the ice of Lake Lockne, while an extended Logosol Sawmill was buzzing. *



On the Swedish National Day, the boat was put to sea in the same lake as the ice-covered one on which the boards were cut.

It Is Knowledge, and not Size, that Makes the Result

According to Paul Planeklev in Väderstad, Sweden, there is only one way to learn how to plane and mould wood. He calls the method HSL, The Hard School of Life. "The only way to learn is to do it wrong and then figure out how to make it right," Paul says.



Logosol PH260

As for himself, he has figured things out to such an extent that he nowadays not only makes a living by planing and moulding, but is also hired as an instructor.

"Everything depends on the competence of the person who planes and moulds, not on how expensive the machine is," he says.

Earlier, he had two industrial planers. Both have been discarded, and today he only has a PH260 planer/moulder.

"The possibilities are almost as many with the PH260 as with a big industrial planer," Paul says.

PH260 in tandem

There are, however, industrial advantages with having more cutter heads than four. For instance, you can mount several knives at the same time, and turn away the cutter heads that are not being used.

"I'm thinking of buying an additional PH260 and install the machines in tandem. That way I will have eight cutter heads," Paul says.

In his youth, Paul worked with forestry and wood, but then he switched over to farming.



"It is knowledge, and not the size of the planer/moulder, that makes good mouldings," Paul Planeklev says. He hopes that young people will tread the path of wood processing. This knowledge will also be useful in the future.

Until 1998 he and his wife Runa worked in the pig production field; in the end a not very profitable business. The pigs were kicked out, and into the large sty came a finger joint cutting machine, a stack cutter, a router, two industrial planers, and other machinery. One of the first customers was Sweden's leading quality planer shop, Tranåslist. They produce mouldings for framing works of arts.

"On a scale from 1 to 10, I would give them 10+ for their quality," Paul says.

Today, pine wood that is clean on four sides is used for making quality frames. The standards are set so high that only about a percent of the wood passes through "the eye of the needle". It is Paul's task to make this first-class material finger jointed to go straight into production. In addition, he planes and moulds for customers from far and near. The customers are master builders and consumers that are not satisfied with the DIY stores' standard range.

"Some time ago a master builder came to me with this skirting board he wanted to reproduce," Paul says, and shows us the stump that was saved after a fire.

In the former sty, there are several examples of rarities that have been reproduced. One of them is a hand planed window casing from the 1920s with a unique rounded shape. The

result is in the same class as the products Tranåslist presents.

Job for youths

Paul is starting to slow down his working pace. From now on he will spend more time on developing the planer shop and creating new mouldings. He hopes that younger talents will step in.

"If I were younger, I would buy an efficient stack cutter and a planer/moulder. There is a great demand for locally produced building material," Paul asserts.

The market demands much more than custom-made skirting boards and panels. Both master builders and consumers want to have building material that is exactly cut to suit a certain purpose.

"It saves a lot of time at the building site, and there will be hardly no wastage, Paul Planeklev says. He would very much like to see young people tread the path of wood processing.

"In former times, the master planer/moulder was a highly regarded person who really mastered his job. And God help the one who came near the planer/moulder. I hope we will have people skilled at planing/moulding in the future too. *



Ruth Donaldson works at Logosol UK.

Ruth from Logosol UK took a log house course in Sweden!

Are you dreaming of building your own house? After 40 hours course in Sweden you can build houses which will last for 300 years!

Logosol in Sweden runs courses in building Log Houses, and this year Ruth from UK come to learn the handicraft. Now she can inspire her customers to buy the Logosol Log House Molder, and she will also build a cabin of her own!



Try out Water Cooled Bar

Logosol's customers are innovative. Some of them have successfully tried water cooling the guide bar during operation.

– We would gladly see more of our customers try this out and report the result to us, Mattias Byström, constructor and designer at Logosol, says.



When sawing newly felled spruce and pine, cooling is not an issue. The moisture in the wood is more than enough. But when you are sawing harder types of wood or dry wood, the guide bar can get overheated or, if the worst comes to the worst, it will break. The solution is to cool the bar during operation.

Water cooling is used on big bandsaws, as in the case of Logosol's bandsaw. Some Logosol Sawmill owners have successfully tried sprinkling water on the bar nose during operation.

– Water does not seem to affect the lubricating qualities of the oil, Mattias states.

To cool the guide bar nose you need a complicated arrangement of tubes. It would be better if the chain was cooled where it comes out of the saw. The tests Mattias has run indicates that this can work, but to be certain about this extensive tests are required.

– We do not have the possibility to run a sufficient number of tests on the types of wood in question, Mattias says.

Instead, he hopes that Logosol's customers will try out water cooling and report the result to him. This is easiest done by E-mailing direct to mattias@logosol.se.

The only things required are a small water container, a tube with a tap, and a device fitting the tube just above the chain where it comes out from the sawing unit. Container, tap and tube can be ordered from Logosol. They are accessories for the bandsaw.


Sharpen the Chain Correctly

Sharpening is the be-all and end-all of a good sawing result. Most important is to sharpen the chain in time. A couple of strokes with a file is enough for getting back the sharpness.

If you wait too long before sharpening the chain, you will never get it sharp again. The reason for this is that the sharpness lies in the outer chromium layer of the saw tooth. If the chromium layer is worn down, it will be hard to get the proper sharpness back. Instead, you will end up with an edge that is not in the chromium layer. In the pictures below you can see what happens.




If you sharpen the chain at this point, only one or two strokes with the file is sufficient for getting the sharpness in the chromium layer back.



If you wait too long before sharpening the chain, it will be hard to recreate the sharp edge. Either you have to remove a lot of the cutter, or you have to replace the chain with a new one.

Logosol Handbook for Your Cutting Equipment

You can find this booklet with care instructions on www.logosol.co.uk as a pdf. We will also send it out with chains and bars. We hope you find these tips useful and wish you all the best with your wood processing!




A book for sawmillers and woodworkers!

This book is jammed packed with information you can't find anywhere else. Order *Sawmilling for woodworkers* from us now!

Logosol UK
Tel: 01361 840251

£21
inc delivery



Logosol Philosophy

At Logosol we provide craftsmen the freedom to create their dream projects - or to start a business and become their own boss! Whatever your aspiration, you can be assured that when you invest in the Logosol Concept, you will experience Logosol's high quality equipment, which has been specifically designed for the task at hand.

We strive to provide systems that are flexible and offer easy expandability. The benefit of the Logosol Concept is that you can start out with a basic system, and as your dreams, or business grows, you can easily add on to your system - never losing the value of your original investment. At Logosol we take great pride in the fact that our equipment is the standard that our competitors compare their products to!

We value you as a customer at Logosol!



Logosol UK
The Sawmill
Abbey St. Bathans
Duns
Berwickshire
TD11 3TX

Tel: 01361 840251
Fax: 01361 884088
Email: enquiries@logosol.co.uk

www.logosol.co.uk

Offers & new Products

News & exciting reading

Product of the Month!

LOGOSOL e-newsletter!

Subscribe now and receive offers, monthly news, sawmilling and moulding tips and more.
www.logosol.co.uk