


English

Filing Vice

Instructions



 **LOGOSOL**

When filing a chain manually, it is important that the chain is held firmly to keep it from moving sideways as the file moves over the tooth. The filing vice is an aid intended to simplify filing saw chains and improving the results. Lines are drawn on the upper edge of the vice to show the file angle.

Preparations

It is vital to have a good work position for filing. The filing vice should be fastened firmly to the front edge of a work bench or a similar surface. Make sure the chain can pass under the vice. To make this possible, the track must be positioned outside the edge of the bench. If a bench vice is to be used to hold the filing vice, first fasten a piece of wood in the bench vice and then fix the filing vice to the piece of wood.

Place the chain in the track so that the lines relating to specific teeth can be seen when filing. Hold the chain by tightening the two handles. If a handle gets in the way after being tightened, disengage it by pulling it straight out and then turning it.

Filing

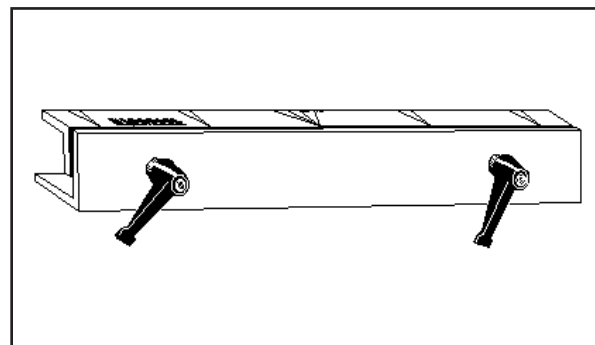
Hold the file horizontally, line it up with the support line (10° for rip sawing) and move the whole file straight over the tooth with a definite movement. Lift the file from the tooth and repeat the procedure. For undamaged, dulled chains, once or twice over the tooth is the normal filing need.

Begin with all right-hand teeth, turn the chain and file the left-hand ones. A 60-link chain should only require three moves per side.

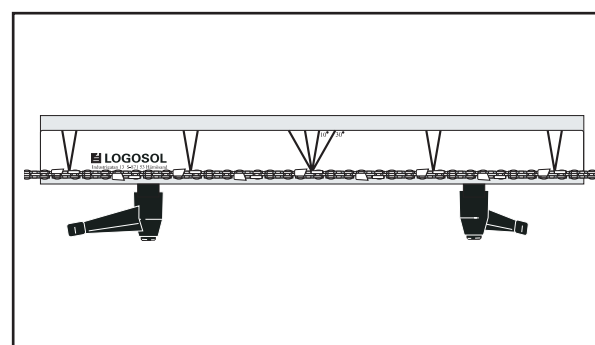
General advice about the cutting equipment

File the chain before it gets too dull as it is much easier to get a perfect edge then. In addition, neither the chain nor the guide bar will be exposed to the strain of sawing with a dull chain. The best result is obtained if the filing vice is used together with a Pferd file holder/double file, capable of filing both the cutting tooth angle and height in one motion.

In order to avoid chain breaks, never fit a new picco chain on a sprocket which has been run in with another chain. In order to avoid having to replace the sprocket each time a new chain is needed, use 4-5 chains with each sprocket, rotating them so they all wear to fit the sprocket well. Do not fit a picco chain to a sprocket that has previously driven an ordinary 3/8" chain.



The bottom of the filing vice has two holes used for fastening it to a solid surface.



The chain is in an iron grip once the screws are tightened and the lines by each tooth simplify filing.

File the guide bar regularly to ensure that the guides on both sides of the chain gutter have the same height. An UKF edge file is recommended for this. The best chain oil is viscous and somewhat thready. It is actually possible to buy chain oil without this last characteristic. To check that the oil forms long threads, place a drop on your thumb, press your index finger against it and pull away.

	Art. No.
Filing vice	9999-000-0620
Pferd file holder, 4.0 mm	9999-000-0400
Pferd file holder, 4.8 mm	9999-000-0410
UKF edge file	9999-000-0450